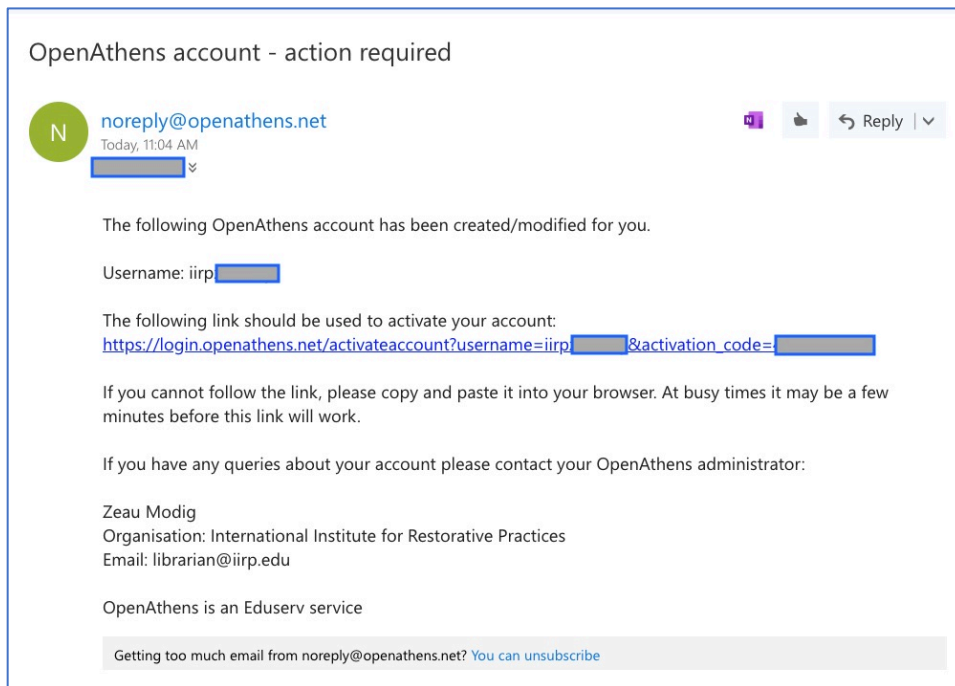


Getting started with your OpenAthens account

To access subscription-based material (databases, journals, etc.) at the IIRP Graduate School Library, you will need an OpenAthens (OA) account. This will authenticate you as a library user and allow you to access these materials without restrictions.

An OA account will be created for you. Once created, you will need to activate it to be able to access subscribed content.

Step 1. You will receive an email notifying you that you are eligible to create an OA account:



The screenshot shows an email titled "OpenAthens account - action required" from "noreply@openathens.net" sent "Today, 11:04 AM". The email content is as follows:

The following OpenAthens account has been created/modified for you.

Username: iirp [redacted]

The following link should be used to activate your account:
[https://login.openathens.net/activateaccount?username=iirp\[redacted\]&activation_code=\[redacted\]](https://login.openathens.net/activateaccount?username=iirp[redacted]&activation_code=[redacted])

If you cannot follow the link, please copy and paste it into your browser. At busy times it may be a few minutes before this link will work.

If you have any queries about your account please contact your OpenAthens administrator:

Zeau Modig
Organisation: International Institute for Restorative Practices
Email: librarian@iirp.edu

OpenAthens is an Eduserv service

Getting too much email from noreply@openathens.net? [You can unsubscribe](#)

Your OA username will have the prefix *iirp* ...

Click on the link in the email to launch the OA activation screen.

Step 2: Choose a password for your OA account.

The screenshot shows the OpenAthens account activation page. At the top is the OpenAthens logo. Below it is the heading "Activate your account." There are three input fields: "OpenAthens account" containing the text "iirp" with a green checkmark on the right; "Password" which is empty; and "Confirm password" which is also empty. A dark purple "Next" button is centered below the fields. At the bottom of the form, there is a small text link: "By using this site you agree to us setting cookies. Please see our [privacy and cookie information](#)."

Passwords must be 8 to 20 characters long and contain a mixture of letters and non-letter characters; it cannot be the same as your username.

Re-type the password to confirm it and click **Next**.

OA will confirm that your account has been activated.


You can now use it to log into subscribed library content.

This screenshot shows the same account activation form as above, but with a white success message box overlaid at the top. The message box contains a green checkmark icon, the text "Account activated.", and a sub-message "Your OpenAthens account has been activated." The form fields below are now dimmed. The "OpenAthens account" field still shows "iirp" with a checkmark. The "Password" and "Confirm password" fields now contain a series of dots. The "Next" button is still visible at the bottom. The cookie consent text is also present at the bottom.

Step 3: Use your OA account to access subscribed content.

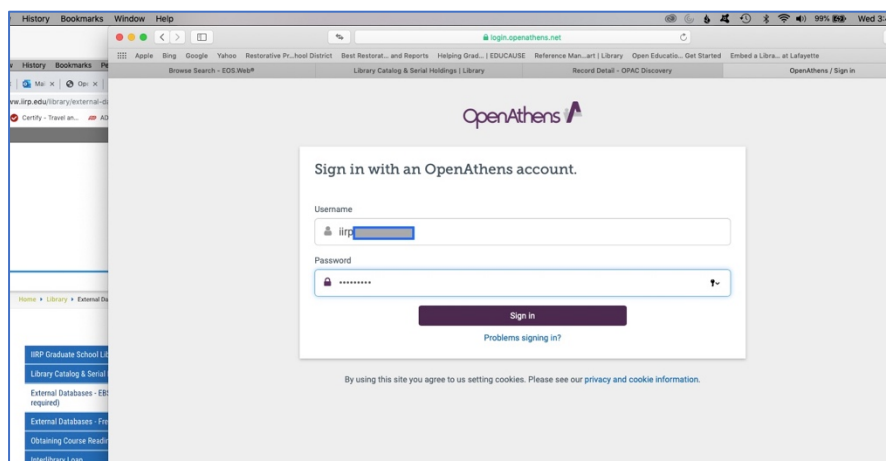
Research databases:

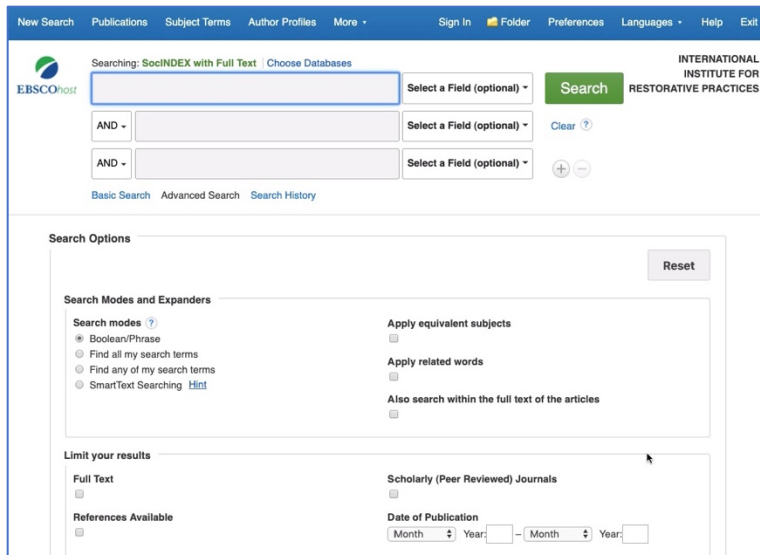
For example, to use the EBSCOhost research databases, navigate to www.iirp.edu/library/external-databases-ebscobhost and click on the EBSCOhost logo or a database name:



You will be redirected to the OpenAthens login page.

Enter your OA username and password, and click **Sign in**.





Once logged into OA, the EBSCOhost search page will appear. You can now use the research databases.

Journals:

Use OpenAthens to log into journals subscribed by the Library.



For example, you can access them from the Library's online catalog; look for a **Login with OpenAthens** link at the bottom of the journal's catalog record.

Or, you can navigate in from the Library's journal list, found here: <https://www.iirp.edu/library/library-serial-holdings#Serials>

Click on the **Login** link.

Serial holdings (journals, magazines & newspapers)

Online journals

Browse *Tables of Contents* of these journals for free. *Full text articles* are available exclusively to IIRP faculty, students and staff; login via OpenAthens or [contact the Librarian](#).

- ▶ *Contemporary Justice Review: Issues in Criminal, Social and Restorative Justice* 2002-present (Taylor & Francis) | [Login](#)
- ▶ *International Journal of Restorative Justice (IJRJ)* 2018-present (Eleven International Publishing) | [Login](#)
- ▶ *Restorative Justice: An International Journal* 2013-2017 (Taylor & Francis) | [Login](#)
- ▶ *RSF: The Russell Sage Foundation Journal of the Social Sciences* 2015-present (Project Muse) | [Open Access](#); no login required

The OA sign-in screen will launch; type in your OA username and password.

The journal's home page will appear. Click on a publication year to see a list of volumes and issues.



To view an individual article, click on its title.

The full text of the article will appear. To read, print or download it as it appears in the original printed journal, click **Show PDF**.



Notes:

- The layout and appearance may vary slightly between individual journals, since the Library subscribes to content from various publishers..
- Only full text content from Library-subscribed journals will be available for viewing online. For other resources with paywalled content, you may be prompted to purchase it. If this happens, do not buy the paper; instead, [submit an interlibrary loan request](#) to the Librarian to obtain the material.
- OA will keep you signed in until you close your browser. If you navigate to another subscribed resource during your session online, you will not be prompted for another login.
- Links to OA-enabled resources may also be located within Moodle course pages.
- If you have any questions or problems, contact Zeau Modig at librarian@iirp.edu .

Rev. 071219